



Want to find out more?

Please visit our website www.heatedtowelrails.net.au for more information, including details of your local retailer and our display centres.

Contact your local retailer shown below.



Please note that the brochure is correct at time of printing, but as we do add to our range from time to time, we would recommend that you check our website for all current models available.

Radiant Heated Towel Rails have been installed in several prestigious apartment developments. For architects and developers, we are able to produce almost any size/style of towel rail to order (both heated and non-heated), subject to minimum order quantities - please contact us if you require further information.

Distributor


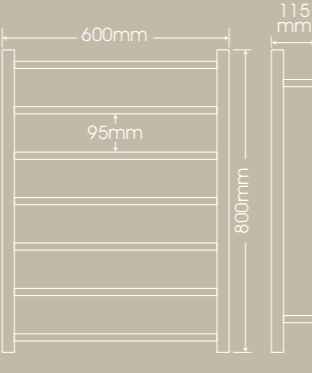

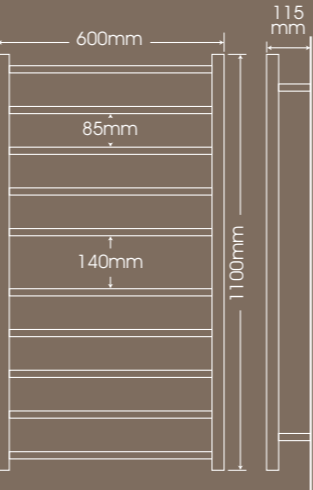

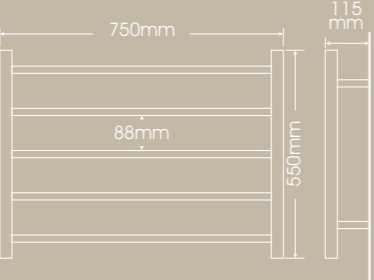

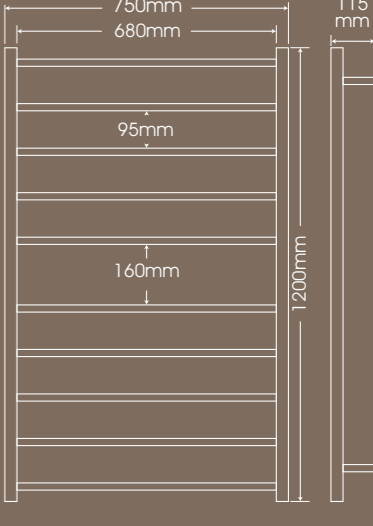
www.radiantfloorheating.com.au

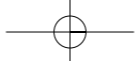
Experience the luxury of **RADIANT** Heated Towel Rails



Welcome to Radiant Towel Rails – designers of beautiful crafted stainless steel heated towel rails.

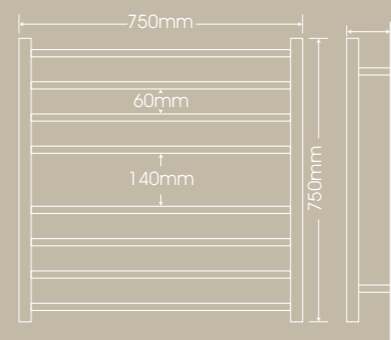
We are an Australian owned and managed business, dedicated to supplying the highest quality heated towel rails at affordable prices. Our range of heated towel rails are crafted from 304 grade stainless steel, they are mirror polished and finished by hand for consistent quality.

| RTR-1 | Dimensions | RTR-2 | Dimensions | RTR-3 | Dimensions | RTR-4 | Dimensions |
|--|--|--|---|---|---|--|---|
|  |  <p>Approx mounting positions are as follows Horizontal centre-centre: 565mm Vertical centre-centre: 570mm</p> |  |  <p>Approx mounting positions are as follows Horizontal centre-centre: 565mm Vertical centre-centre: 900mm</p> |  |  <p>Approx mounting positions are as follows Horizontal centre-centre: 715mm Vertical centre-centre: 370mm</p> |  |  <p>Approx mounting positions are as follows Horizontal centre-centre: 715mm Vertical centre-centre: 980mm</p> |
| <h3>Specifications</h3> | | <h3>Specifications</h3> | | <h3>Specifications</h3> | | <h3>Specifications</h3> | |
| <ul style="list-style-type: none"> • 600mm Wide • 800mm High • 304 Grade Stainless Steel • Mirror Polished Finish • Hard Wired or Plug in • 75 Watts • Vertical bars 32mm diameter • Horizontal bars 19mm diameter • 7 Bars • Features - <i>straight bars, evenly spaced</i> | | <ul style="list-style-type: none"> • 600mm Wide • 1100mm High • 304 Grade Stainless Steel • Mirror Polished Finish • Hard Wired or Plug in • 125 Watts • Vertical bars 32mm diameter • Horizontal bars 19mm diameter • 10 Bars • Features - <i>straight bars, evenly spaced, central gap</i> | | <ul style="list-style-type: none"> • 750mm Wide • 550mm High • 304 Grade Stainless Steel • Mirror Polished Finish • Hard Wired or Plug in • 55 Watts • Vertical bars 32mm diameter • Horizontal bars 19mm diameter • 5 Bars • Features - <i>straight bars</i> | | <ul style="list-style-type: none"> • 750mm Wide • 1200mm High • 304 Grade Stainless Steel • Mirror Polished Finish • Hard Wired or Plug in • 130 Watts • Vertical bars 32mm diameter • Horizontal bars 19mm diameter • 10 Bars • Features - <i>straight bars, evenly spaced, central gap</i> | |



RTR-6

Dimensions



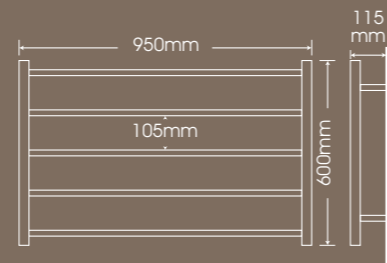
Approx mounting positions are as follows
Horizontal centre-centre: 715mm
Vertical centre-centre: 570mm

Specifications

- 750mm Wide
- 750mm High
- 304 Grade Stainless Steel
- Mirror Polished Finish
- Hard Wired or Plug in
- 80 Watts
- Vertical bars 32mm diameter
- Horizontal bars 19mm diameter
- 8 Bars
- Features - *straight bars, evenly spaced, central gap*

RTR-7

Dimensions



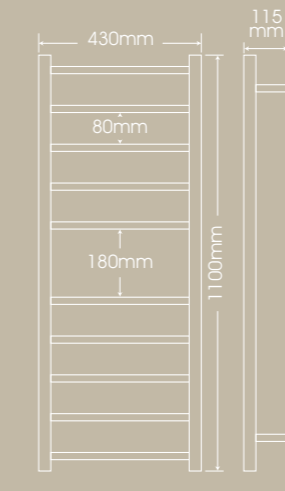
Approx mounting positions are as follows
Horizontal centre-centre: 915mm
Vertical centre-centre: 420mm

Specifications

- 950mm Wide
- 600mm High
- 304 Grade Stainless Steel
- Mirror Polished Finish
- Hard Wired or Plug in
- 80 Watts
- Vertical bars 32mm diameter
- Horizontal bars 19mm diameter
- 5 Bars
- Features - *straight bars, evenly spaced, central gap*

RTR-430

Dimensions



Approx mounting positions are as follows
Horizontal centre-centre: 400mm
Vertical centre-centre: 915mm

Specifications

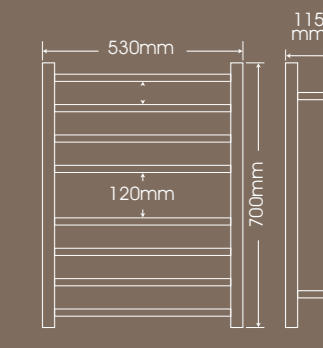
- 430mm Wide
- 1100mm High
- 304 Grade Stainless Steel
- Mirror Polished Finish
- Hard Wired or Plug in
- 80 Watts
- Vertical bars 32mm diameter
- Horizontal bars 19mm diameter
- 10 Bars
- Features - *straight bars, evenly spaced, central gap*

RTR-530

Dimensions



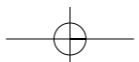
Detail showing concealed wiring bracket



Approx mounting positions are as follows
Horizontal centre-centre: 495mm
Vertical centre-centre: 530mm

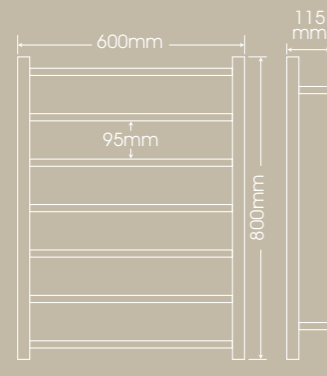
Specifications

- 530mm Wide
- 700mm High
- 304 Grade Stainless Steel
- Mirror Polished Finish
- Hard Wired or Plug in
- 65 Watts
- Vertical bars 32mm diameter
- Horizontal bars 19mm diameter
- 8 Bars
- Features - *straight bars, evenly spaced, central gap*



STR-1

Dimensions



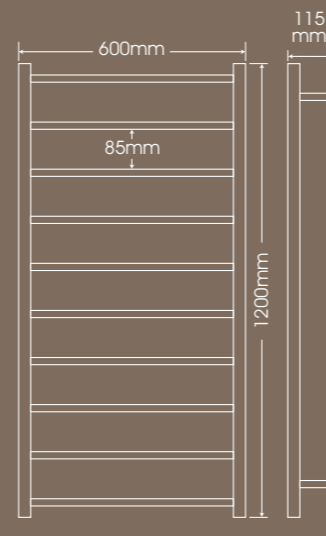
Approx mounting positions are as follows
Horizontal centre-centre: 570mm
Vertical centre-centre: 620mm

Specifications

- 600mm Wide
- 800mm High
- 304 Grade Stainless Steel
- Mirror Polished Finish
- Hard Wired or Plug in
- 80 Watts
- Vertical bars 31mm x 31mm diameter
- Horizontal bars 19mm x 19mm diameter
- 7 Bars
- Features - *straight bars Square profile*

STR-2

Dimensions



Specifications

- 600mm Wide
- 1200mm High
- 304 Grade Stainless Steel
- Mirror Polished Finish
- Hard Wired or Plug in
- 130 Watts
- Vertical bars 31mm x 31mm diameter
- Horizontal bars 19mm x 19mm diameter
- 10 Bars
- Features - *straight bars, Square profile*

Dimensions

RTR and STR Series Technical Specifications

The RTR and STR series heated towel rails come complete with a moulded plug (please specify bottom left or right side). If you prefer to hard wire your heated towel you can ask your electrician to do this one of two ways - please see drawings below for details:

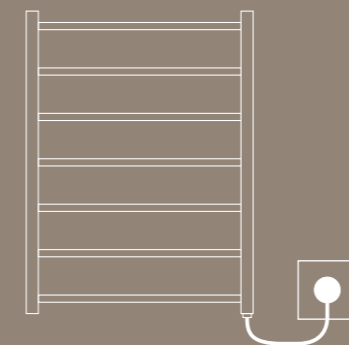
Hard wired directly to a standard switch with the cable visible (switch not included).
Hard wired to a separate switch with the wire concealed. Included free with every heated towel rail, you will find an extra bracket to conceal the wire as it goes into the wall (see drawing).

| | RTR-1 | RTR-2 | RTR-3 | RTR-4 | RTR-6 | RTR-7 | RTR-430 | RTR-530 | STR-1 | STR-2 |
|-------------|-------|--------|-------|--------|-------|-------|---------|---------|-------|--------|
| Height (mm) | 800mm | 1100mm | 550mm | 1200mm | 750mm | 600mm | 1100mm | 700mm | 800mm | 1200mm |
| Width (mm) | 600mm | 600mm | 750mm | 750mm | 750mm | 950mm | 430mm | 530mm | 600mm | 600mm |
| No. of Bars | 7 | 10 | 5 | 10 | 8 | 5 | 10 | 8 | 7 | 10 |
| Watts | 75 | 125 | 55 | 130 | 80 | 80 | 80 | 65 | 80 | 130 |

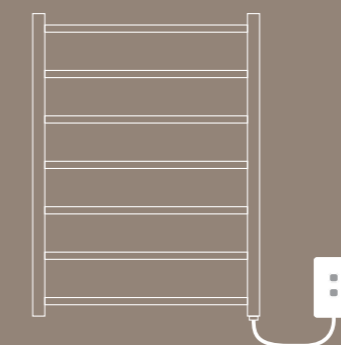
NOTE: For options 2 and 3 installation must be carried out by a licenced electrician.

The Radiant Heated Towel Rail range are manufactured in accordance with Australian Standards - SAA Certificate of Approval number V07911 and come with a two year replacement warranty.

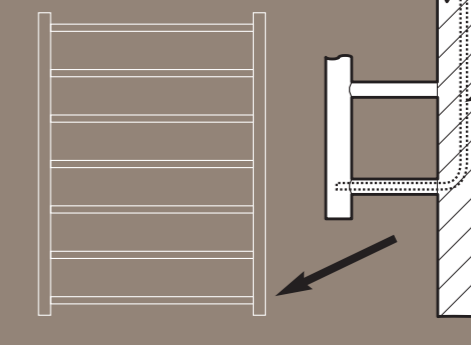
Wiring Options



Plug In



Hard Wired to Switch



Hard Wired Concealed Cable

Detail

Cable in wall or conduit to separate switch



HARD WIRED OR PLUG IN

Radiant Towel Rails can be plugged in or hard wired to a switch with the cable hidden. A Concealed cable bracket is included with every towel rail as shown in the photo above.